



# JOIN BRASS ENTERPRISE CO., LTD.

## FOR AIR LINE COUPLING (200T / 200L / 200S TYPE)


**SITH**

The highest working pressure: 10 kgf/cm<sup>2</sup> [1.0 MPa] [142 psi] [10 bar]

Operating temp.range: -5°C ~ +60°C (-23°F ~ +140°F)


Applicable fluids: Air

Purpose: Air pipe branching



### 200T Type (For two branch lines)

- Weight: 500g
- Fluid should flow in the direction of the arrows.




### 200L Type

#### (For five branch lines, straight type)

- Weight: 1200g
- Fluid should flow in the direction of the arrows.

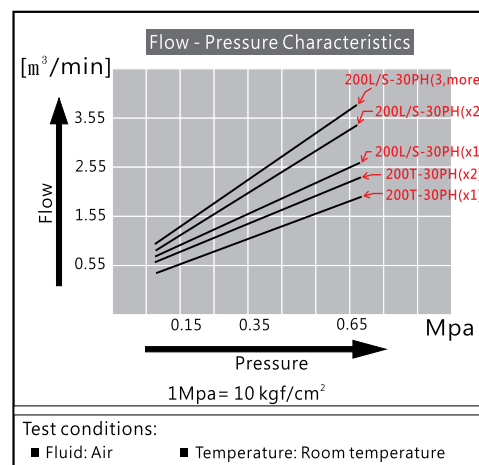
Enables several air lines to be taken simultaneously from one supply line!  
Gives speedy branching of Hi coupling.



### 200S Type

#### (For five branch lines, star type)

- Weight: 1162g(Brass), 361g(Aluminum)
- Fluid should flow in the direction of the arrows.



- One-touch! Connection is simple and reliable-just push the plug into the socket. Short connection time improves efficiency!
- Enables several air lines to be quickly taken simultaneously from one supply line.
- Choose between the 2-branch type (Model 200T), the 5-branch straight type (Model 200L) and the 5-branch star type (Model 200S) to suit your application.